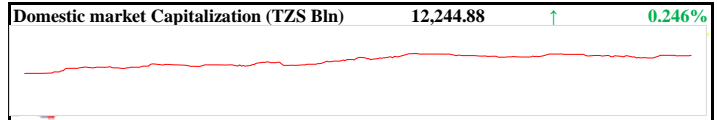
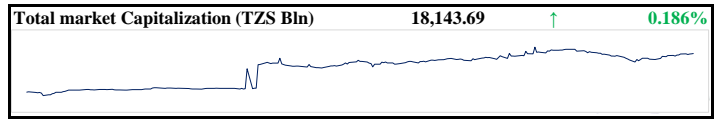


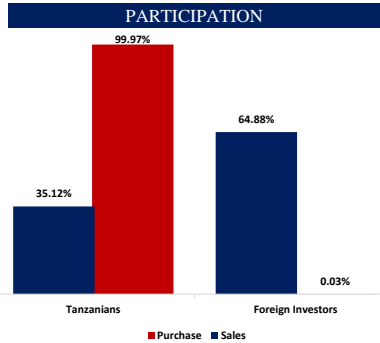
DAILY MARKET REPORT ~ DAR ES SALAAM STOCK EXCHANGE
17-Jan-25

Market turnover ~ TZS Mln	203.44	-67.1%
Volume traded	294,844	
Net Cash Outflow~ TZS Mln	131.93	



Graphs shows movement of capitalization Year to Date

GAINERS & LOSERS	PRICE	%Δ	1M	YTD
Tanzania Portland Cemen	3760	+4.44%	+4.44%	+4.44%
National Investment Com	660	+3.13%	+3.13%	+3.13%



MOVERS	TICKER	PRICE (TZS)	VOLUME	TURNOVER (TZS)	% YTD
CRDB Bank Plc	CRDB	660	245,543	161.9 Mln	-1.49%
Tanzania Portland Cement Plc	TPCC	3,760	4,526	17 Mln	4.44%
NMB Bank Plc	NMB	5,350	2,250	12.4 Mln	0.00%
AFRIPRISE	AFRIPRISE	220	30,211	6.6 Mln	2.33%
Tanga Cement Plc	TCCL	1,800	1,020	1.8 Mln	0.00%

MARKET INDICES	Point	Change (Pts)	%	1M	YTD
DSEI	2,172.73	+4.03	0.186%	+1.54%	1.54%
TSI	4,619.37	+11.33	0.246%	+0.01%	0.01%
Industrial and Allied	5,070.13	+25.33	0.502%	+0.50%	0.50%
Banking & Investment	5,754.32	+1.54	0.027%	-0.51%	-0.51%
Commercial services	2,134.27	0.00	0.000%	-0.20%	-0.20%

FIXED INCOME MARKET

Transaction Value (TZS Bln)		2.1998		Deals		19	
Face Value (TZS Bln)		2.1555					
Issuer	Coupon	Term	Deals	Face value	Turnover	Av.Price	Av.YTM
Government	12.56%	25	3	0.0300	0.0297	98.50%	12.76%
CRD	10.21%	5	1	0.0260	0.0224	86.00%	15.21%
Government	15.75%	25	6	0.4920	0.5014	103.18%	15.25%
Government	15.95%	25	5	0.4650	0.4811	104.40%	15.26%
Government	15.49%	20	3	1.1325	1.1568	100.81%	15.34%
NBC	10.00%	5	1	0.0100	0.0085	85.00%	16.71%